

No SIM 7:43 AM 71 %

Edit SIP... Advanced sett... Done

Ringtones >

VoiceMail Number \*98

Codecs For WiFi >

Codecs For 3G >

Incoming Calls On with Push >

Proxy voip.freephoneline.ca

STUN Server stun.example.com:3478

No SIM 7:43 AM 71 %

Edit SIP... Advanced sett... Done

Auth User Name FPL # 1416xxxxxxx

Transport Protocol udp >

Discover Global IP Internal >

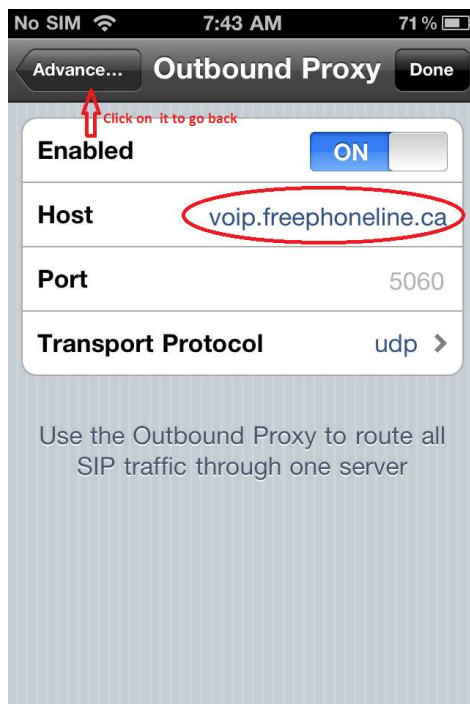
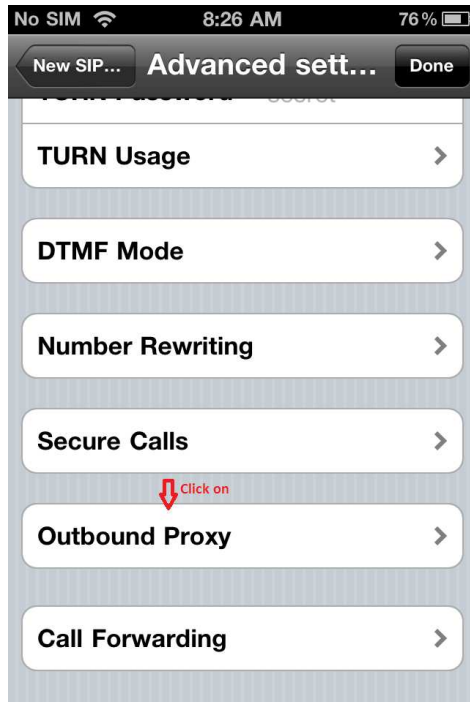
TURN Username Enter your FPL 1416xxxxxxx

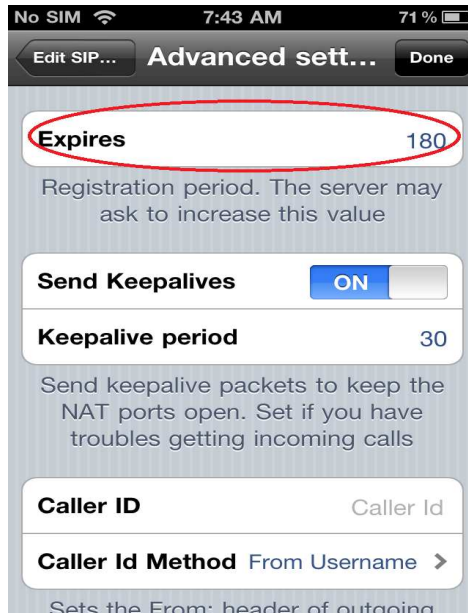
TURN Password Enter your SIP password that you bought from FPL config file

TURN Usage >

DTMF Mode >

Number Rewriting >





After enter 180 in Expires

Click Done

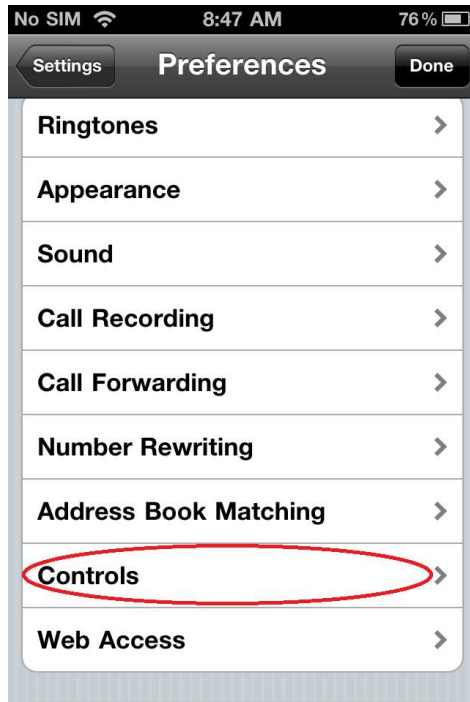
Click Settings

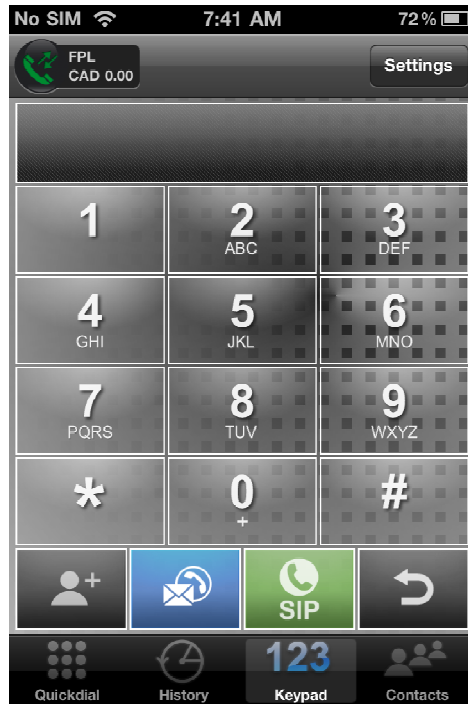




Click Settings







Done and enjoy your FPL on iPhone LOL. Sometimes push notification is not working perfect, but it will let you know that you have missed call so you can call back whoever called you.

Create by seagame2001 on FPL forum